

MAXIMIZE YOUR POTENTIAL TOWARDS SUCCESS

Green X 18TM



- **4-IN-1 DIGITAL X-RAY IMAGING SYSTEM**
[PANO / CEPH / CBCT / MODEL SCAN]
- **MULTI FOV SELECTION**
- **GREEN SCAN TIME**
- **ENDO MODE WITH HIGH RESOLUTION**
- **INSIGHT 2.0 FEATURE**
- **3D SCANNING FOR MODEL**

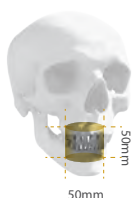



THE ADVANCED 4-IN-1 DIGITAL X-RAY IMAGING SYSTEM

Green X 18 is an advanced 4-in-1 digital x-ray imaging system that incorporates Pano, Ceph (optional), CBCT, and Model Scan. With Vatech's extensive experience in the dental imaging field, the Green X provides high-quality images with lower radiation by combining image processing. This will improve your diagnostic accuracy and lead to increased treatment planning and patient satisfaction.



MULTI FOV SELECTION

Green X 18 offers a range of selectable fields of view. The Multi FOV option allows users to select the optimum FOV mode while minimizing exposure to areas that are not in the region of interest. The selection includes the following FOV sizes for diagnostic needs: 18x15, 16x11, 8x8, 8x5, 5x5 and 4x4. These options cover the full arch region, sinus and left/right TMJ, and suits most oral surgery cases and multiple implant surgeries.

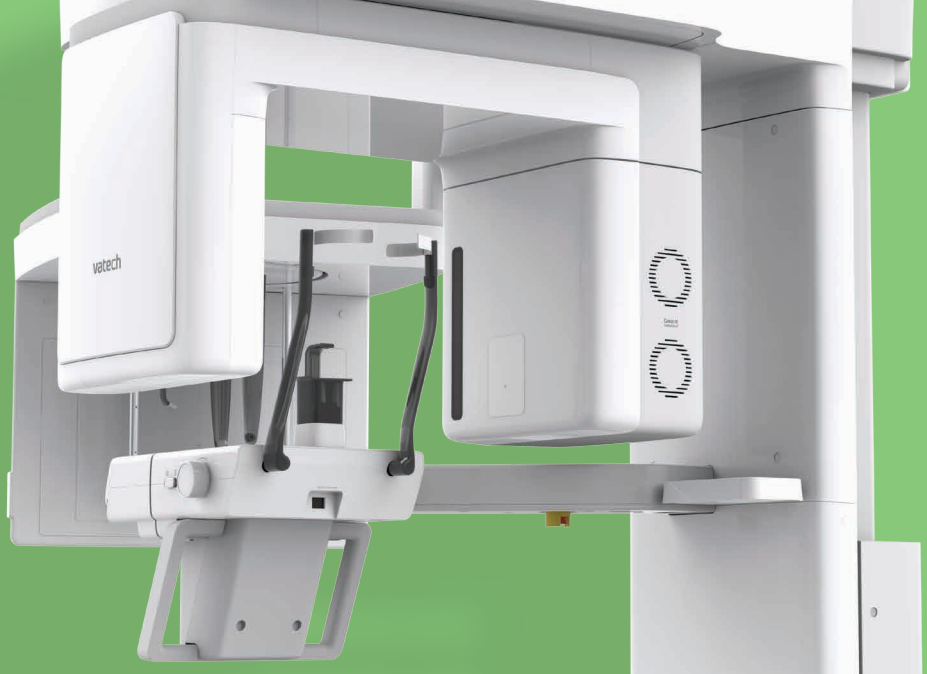
				
	50mm 50mm	80mm 80mm	160mm 110mm	180mm 150mm
REGION	FOV 4x4/5x5 - Single tooth capture	FOV 8x5/8x8 - Central dentition - TMJ (R or L)	FOV 16x11 - Dual arch including sinus and nerve - TMJ (R or L)	FOV 18x15 - Back border of jaw (Ramus) - Dual arches back to the 3 rd molars plus sinus - Central incisor to spine
CLINICAL IMPLICATION	- Implant single site - Endo - Perio - Complex impaction (3rd) - OMS - Supernumerary : Ortho	- Implantology - Guided Surgery - General Dentist - OMS - Orthodontics	- Surgical guides - Sinus lifts - Bone grafting - Bi lateral sinus augmentation	- Surgical Guides - Sinus lifts for both sinuses - Complex orthognathic cases - Simultaneous diagnosis for both TMJs

GREEN SCAN TIME

Due to its scan time, the Green X 18 minimizes motion artifact and enables faster workflow. It produces superb diagnostic images, which will be a source of pride for any dental practice.

Focusing on the highest quality of patient care, Vatech strives to improve the health and safety of your patients.

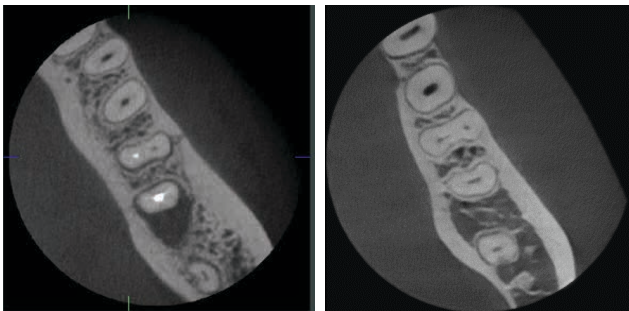




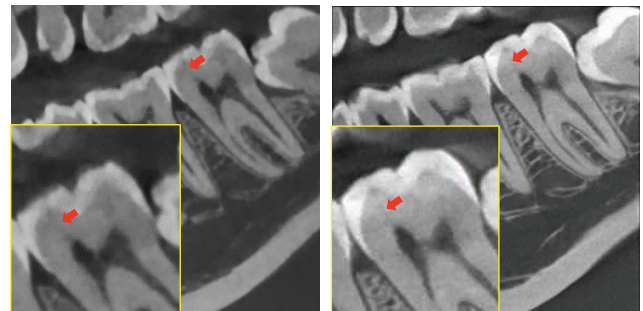
ENDO MODE WITH HIGH RESOLUTION

With its 4cm x 4cm volume mode and 49.5 micron voxel size, the Endo mode will optimize treatment of highly-focused regions of interest. It is ideal for endodontic use because the dentist is able to achieve an extraordinary image in a high-resolution voxel size.

DENTAL MODE VS. ENDO MODE

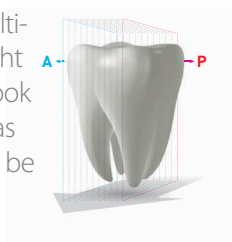


DENTAL MODE VS. ENDO MODE

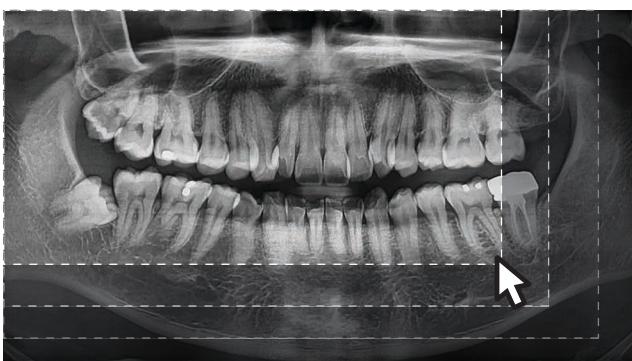


INSIGHT 2.0

The Insight Pan is capable of taking a multi-layered panoramic image, called an Insight Pan, which provides a unique in-depth look across a single focal trough. Insight 2.0 has an upgraded free FOV feature so you will be able to capture just the area of interest.



FREE FOV



3D SCANNING FOR MODEL

3D model scan enables users to store plasters as digital models.

DIGITIZED ONE-STOP CLINIC



CAD/CAM integration

Specially designed Jig

- Stable protection from partial model to full model



*3D scanning for Plaster Cast with FOV 8x8 (cm)

SPECIFICATIONS [Green X 18 : PHT-75CHS]

Function	CT + Pano + Ceph + Model Scan	
Focal Spot Size	0.5 mm (IEC 60336)	
CT FOV Size	4x4, 5x5, 8x5, 8x8, 16x11, 18x15 cm	
Voxel Size	4x4	0.05 mm
	5x5	0.08 mm / 0.12 mm
	8x5 / 8x8	0.12 mm / 0.2 mm
	16x11 / 18x15	0.2 mm / 0.3 mm
Scan Time	Pano	4.0 sec / 14.1 sec
	Ceph	1.9 sec / 4.9 sec
	CBCT	2.9 sec / 9.0 sec
Gray Scale	14 Bit	
Tube Voltage / Current	60 - 99 kVp / 4 - 16 mA	
Weight	Without CEPH unit	165.9 kg (365.74 lbs - without Base)
		220.9 kg (487.00 lbs - with Base)
	With CEPH unit	190.9 kg (420.86 lbs - without Base)
		245.9 kg (542.11 lbs - with Base)
Dimensions	With CEPH unit	1905.5 mm (L) x 1374.9 mm (W) x 2315.4 mm (H) - without Base
		1905.5 mm (L) x 1374.9 mm (W) x 2345.4 mm (H) - with Base
	Without CEPH unit	1085.0 mm (L) x 1343.5 mm (W) x 2315.4 mm (H) - without Base
		1085.0 mm (L) x 1343.5 mm (W) x 2345.4 mm (H) - with Base

*The specifications are subject to change without prior notice.

DIMENSIONS [Unit: Inch / mm]

